

**QS. Ihr Prüfsystem
für Lebensmittel.**

Checked carefully

Only flawless goods should reach the food retail market.
This is the purpose of residue monitoring.
The current results are extremely satisfactory.

FACTS AND FIGURES

Evaluation period

1. October 2019 to
30. of September 2020

Total number of evaluated samples

16,380

Samples without MRL exceedance

16,280

Samples with MRL exceedance*

100

Number of countries sampled

49

> As part of the QS residue monitoring, fruit, vegetables and potatoes are systematically monitored and examined for the highest permissible levels of plant protection products. Inspectors regularly take samples of the goods to be analysed by QS-recognised laboratories to check that the legally stipulated maximum residue levels (MRL) have been complied with. In addition, QS checks to make sure that only legally permitted active substances are used. The aim of the residue monitoring is to make sure that only flawless goods reach the market.

Wilfried Kamphausen, Head of the Fruit, Vegetables and Potatoes Division at QS, is very happy with the results from the residue monitoring: "Similar to in the last evaluation, the exceedance rate in Germany is quite low, at just 0.5 percent", he explains.

"The exceedance rate in Europe has even decreased by 0.6 percent," reports Kamphausen.

FOTO: GETTY IMAGES

“The low exceedance rate shows how carefully producers are when working with plant protection products.”

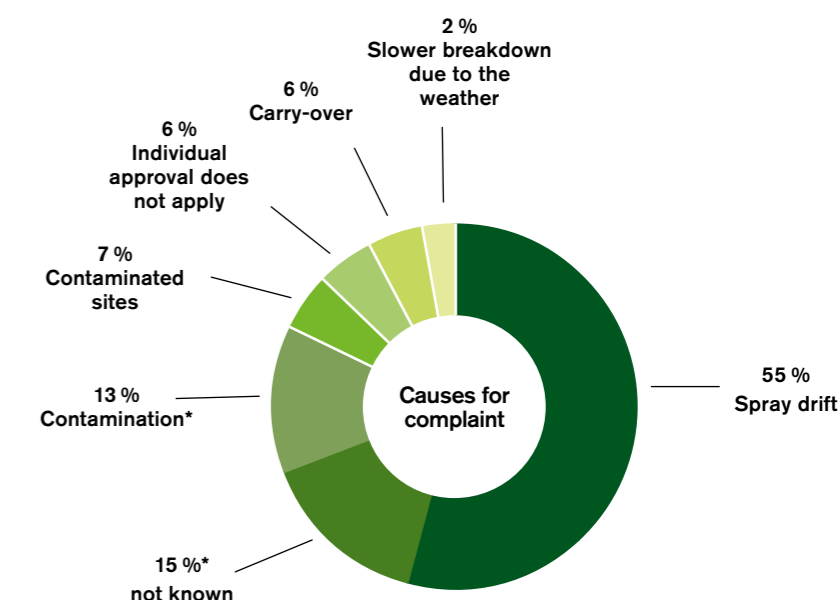
Wilfried Kamphausen, Head of the Fruit, Vegetables and Potatoes Division at QS

In the previous evaluation it was 1 percent. The exceedance rate in Europe, excluding Germany, is 0.8 percent, significantly lower than last year's rate of 1.8 percent. So there was less reason to complain.

Keep going regardless: this does not apply in the event of an accident. If a company receives a complaint, they will be blocked from selling the corresponding culture and will only be authorised to start delivering it again after they have had an independent sample taken and tested. In addition, in accordance with QS requirements the company must have a case-related consultation with an official plant protection or advisory authority, or a person or organisation authorised to do this in Germany, and provide proof of this consultation to QS inspectors.

Further information available at:
www.q-s.de/rueckstandsmonitoring

CAUSES FOR COMPLAINTS



*Contamination: during harvesting, storage, sampling; by wash water, cross-contamination or through use in previous preparatory culture

COMPLAINED

If residues of plant protection products over the permissible maximum residue level or active substances not permitted for the plant are detected in fruit, vegetables or potatoes, usually something has gone wrong. Most of the time, the producers concerned blame this on spray drift.

NUMBER OF EVALUATED SAMPLES (EUROPE)

	Number of samples	Samples with MRL exceedance*
Germany	11,906	64
Netherlands	1,860	8
Belgium	1,059	14
Spain	723	7
Austria	224	0
Italy	219	2
Portugal	48	0
France	39	0
Poland	17	0
Greece	8	0
Danmark	7	0
Cyprus	3	0
Great Britain	2	0
Hungary	2	1
Bulgaria	1	0

*Basis is the actual value (measurement value without taking into account an extended measurement uncertainty of ± 50 percent)





Current figures

Evaluated samples
16.380

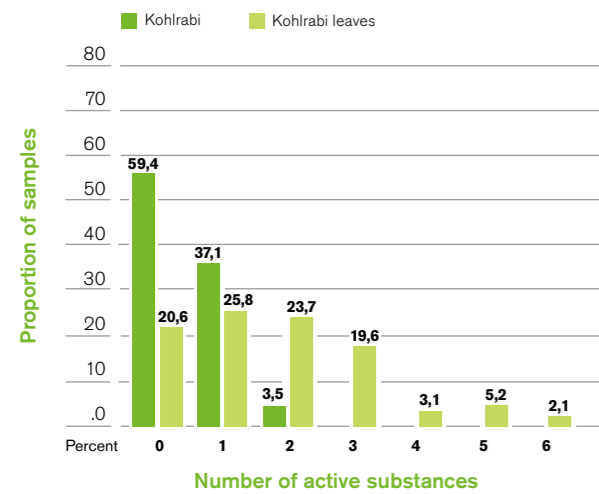
Samples with MRL exceedance
100

Total exceedance rate
0,6 %

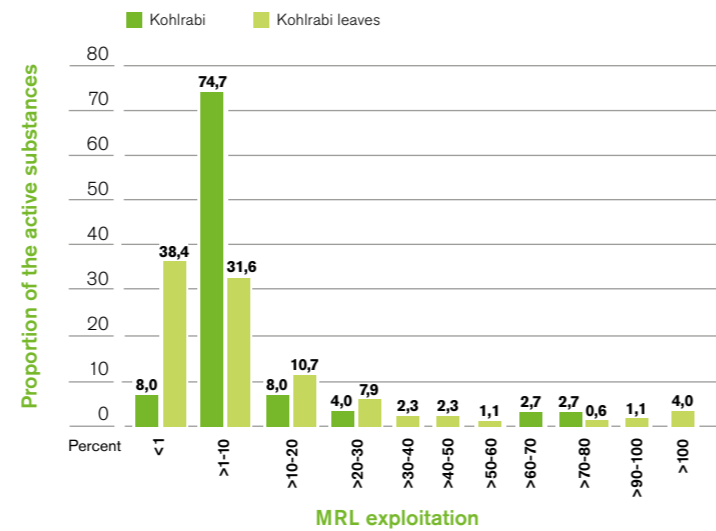
Significantly better

In comparison to the last evaluation period, the permissible maximum residue levels of plant protection products were rarely exceeded.

KOHLRABI AND ITS LEAVES IN COMPARISON: NUMBER OF ACTIVE SUBSTANCES PER SAMPLE



KOHLRABI AND ITS LEAVES IN COMPARISON: PERCENTAGE MRL EXPLOITATION*

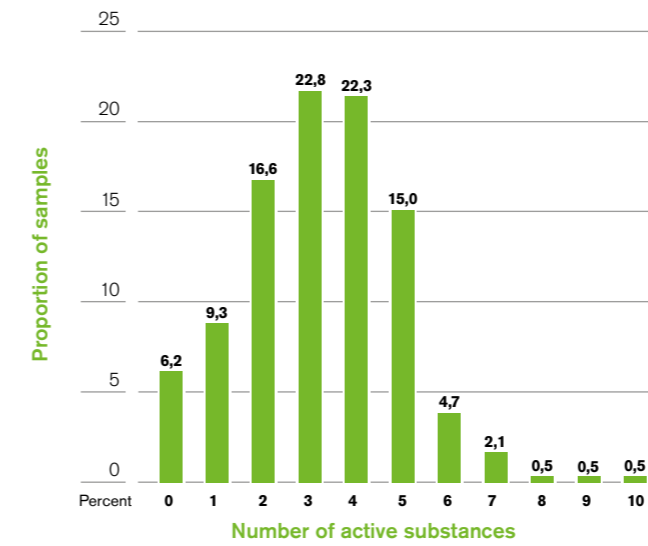


* Basis: Number of all active substances detected

If kohlrabi is sold with its leaves, the legally permissible maximum residue levels for both parts of the plants must be adhered to. QS compared the results. In total, 170 kohlrabi samples and 97 kohlrabi leaf samples were tested. No active substances were detected in more than 59% of all kohlrabi samples. But just under 20% of the kohlrabi leaf samples contained no active substances. The exploitation of the maximum residue levels was 80% maximum. The exceedance rate for kohlrabi was 1.8% in total, but for kohlrabi leaves was more than 7%.

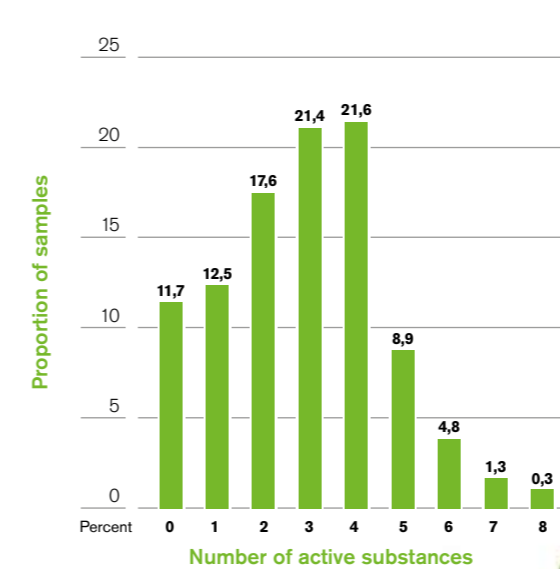
FOTOS: GETTY IMAGES

SWEET CHERRIES: NUMBER OF ACTIVE SUBSTANCES DETECTED PER SAMPLE

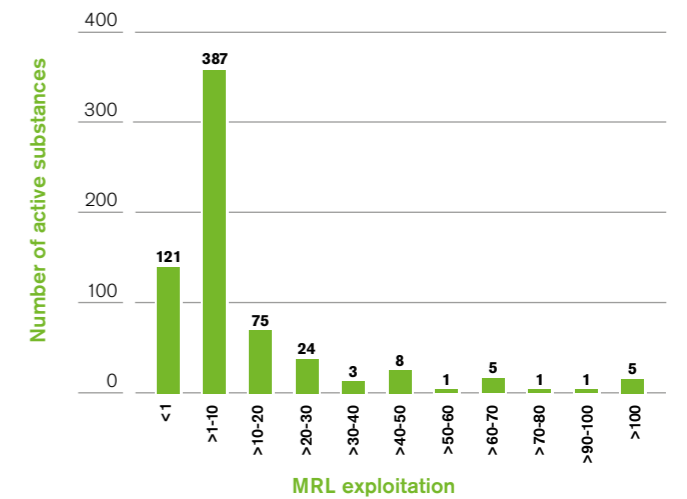


In total, 193 samples were tested for residues. More than 95% of the samples came from sweet cherries from Germany. 33 different active substances were detected, with the most common being acetamiprid (detected 145 times), boscalid (76 times), fluopyram and cyantraniliprole (69 times each). With 90% of the detected active substances, the maximum residue level exploitation was no more than 20%. In 5 samples, the legally stipulated MRL was exceeded. The exceedance rate was 2.6% over the average.

STRAWBERRIES: NUMBER OF ACTIVE SUBSTANCES PER SAMPLE

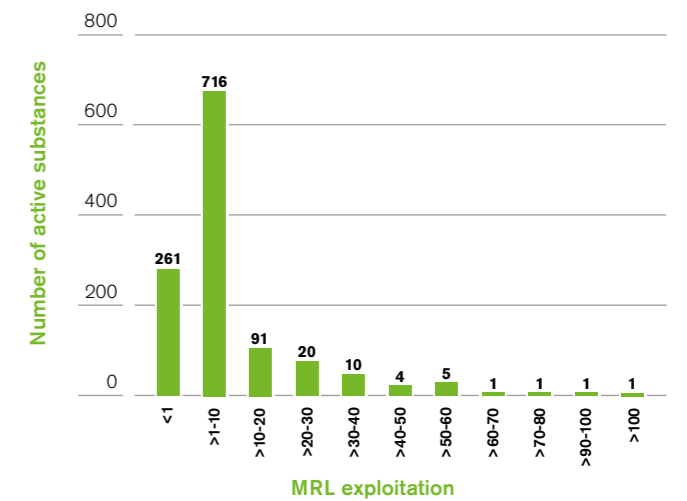


SWEET CHERRIES: PERCENTAGE MRL EXPLOITATION OF THE ACTIVE SUBSTANCES*



*Basis: Number of all active substances detected

STRAWBERRIES: PERCENTAGE MRL EXPLOITATION OF THE ACTIVE SUBSTANCES*



*Basis: Number of all active substances detected

393 strawberry samples, more than 94% of which were from Germany, were tested for residues and an active substance was detected in more than 88% of all samples. The exploitation of the maximum residue levels was no higher than 20% for 96% of the detected active substances. The maximum residue level was only exceeded in one of the samples.

